

ECLIPSE N

ULTIMATE FLEXIBILITY IN A SLIM DESIGN

FEATURES & SPECIFICATIONS

General Description

The Eclipse N is ideal for vertical farm applications, but is also suitable for a wide range of other horticulture applications including: greenhouses, growth chambers and tissue culture laboratories. The Eclipse N single bar is designed to deliver high levels of photosynthetic photon flux (PPF) values with unsurpassed light uniformity, all within a slim and water-proof design. For easy installation, the Eclipse N fixtures can be daisy-chained together in runs of up to 15 fixtures (22 for low wattage option). Fixtures are supplied with spring clips for surface mount or unistrut installations.

Mechanical Construction

Single, 46-inch anodized aluminum extrusions provide thermal management and housing for drivers and wiring. High temperature, molded-silicone gaskets and injection-molded polymer end caps provide IP66-rated ingress protection from dust and moisture. 5-conductor cables and water-tight, locking connectors provide power and dimming from bar to bar. Each bar includes pigtail and male connector on one end and a female connector on opposite end. Maximum bar to bar spacing is 18 inches on centers.

Electrical Specifications

Each Eclipse N fixtures includes an internal dimmable driver. Input voltage is 120-277VAc and 50-60Hz. 0-10V dimming is standard.

LEDs

The 50° beam angle utilizes Illumitex's patented Digital Distribution technology ensuring that the maximum light intensity is delivered directly to the crop canopy at higher mounting heights (12 to 36 inches).

Weight

5.4 lbs

Finish

Clear anodized extrusions with black molded gaskets and end caps.

Power Consumption

65 watts for 12 LED's in F3 spectrum (consult factory for wattage of other spectrums, 75 Watts max)

Testing & Compliance

- IP66 ingress protection rating
- RoHS compliant
- ETL listing for wet location
- 5-year warranty
- 50,000 hour life



Manufactured in Austin, TX



FIXTURE PPF VALUES

| SPECTRUM | F1 | F3 | X5 | F6 | F7 |
|-------------|-----|-----|-----|-----|----|
| TYPICAL PPF | 108 | 110 | 102 | 103 | 87 |

* 50° beam; 12 LEDs

PART NUMBER ORDERING GUIDE

| SERIES | # OF BARS | BAR LENGTH | # OF LEDs | LED SPECTRA | INPUT | DIMMING |
|----------------|----------------|--------------------------|---|---|----------------|-------------------------------|
| ESN = 50° beam | 1 = Single Bar | 48 = 48" Over all length | 12 = 12 per Bar 08 = 8 per Bar for low-wattage | Growth F1 = F1 F3 = F3 X5 = X5 F6 = F6 Supplemental: 66 = 660nm 73 = 730nm | U = 120-277Vac | D = 0-10V Dimmable (standard) |

CE5-10CH1 & 2 are listed under accessories.

INPUT SPECIFICATION

| Parameter | Min. | Typ. | Max. | Notes |
|------------------------------|---------|------|---------|--------------------------------------|
| Input Voltage | 120 Vac | | 277 Vac | |
| Input Frequency | 50 Hz | | 60 Hz | |
| Input AC Current *See NOTE 1 | | 0.57 | | Measure with F3 spectrum at 120 Vac |
| Power Factor | | 0.99 | | 120 Vac, Full load |
| Power | | 65W | | Measured with F3 spectrum at 120 Vac |

Notes: 1. Input power varies per spectrum

ACCESSORIES (order separately)

CE5-10CH1 (Cable extension, 5-conductor, 10-foot, female connector + flying leads) = power input @ first bar (see wiring diagram)

Wiring Diagram for CE5-10CH1 Input Cable

| | | | |
|------------|---------|-------------|-----------|
| Black Wire | Line | Red Wire | Dimming + |
| White Wire | Neutral | Orange Wire | Dimming - |
| Green Wire | Ground | | |

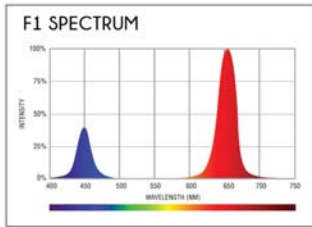
CE5-10CH2 (Cable extension, 5-conductor, 10-foot, female connector + male connector) = bar to bar extension

Subject to change without notice. Tolerance ± 10%.

illumitex.com
888.657.3520

ILLUMITEX
DIGITAL HORTICULTURE + LED LIGHTING

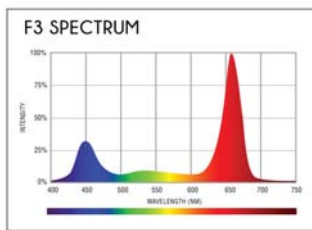
SPECTRA



| F1 WAVELENGTH MIX | |
|-----------------------|-------|
| Blue (400 - 499nm) | 22.8% |
| Green (500 - 599nm) | 0.3% |
| Red (600 - 699nm) | 76.8% |
| Far Red (700 - 780nm) | 0.1% |

GENERAL PURPOSE, HIGH EFFICIENCY

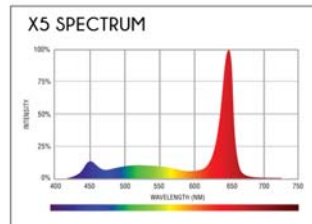
F1 spectrum is suitable throughout the plant growth cycle and offers the highest photon yield efficacy of the available spectra. F1 is recommended for applications with a tight energy budget where visual plant assessment is not a priority.



| F3 WAVELENGTH MIX | |
|-----------------------|-------------|
| Blue (400 - 499nm) | 22.4 ± 1.3% |
| Green (500 - 599nm) | 13.4 ± 0.6% |
| Red (600 - 699nm) | 63.9 ± 0.8% |
| Far Red (700 - 780nm) | 0.4 ± 0.1% |

BEST FOR GERMINATION THROUGH FLOWERING

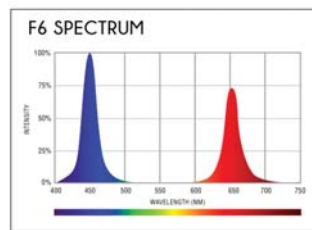
The F3 spectrum is the workhorse and most popular spectrum from Illumitex. It produces the fastest germination and drives the best vegetative and flowering results among all of the spectra options. In addition to the blue and red wavelengths, the F3 spectrum contains a small amount of green which is beneficial for the quality assessment of plants. The F3 spectrum is recommended for use in growth chambers as well as controlled environment agriculture operations of any size.



| X5 WAVELENGTH MIX | |
|-----------------------|-------|
| Blue (400 - 499nm) | 18.0% |
| Green (500 - 599nm) | 17.0% |
| Red (600 - 699nm) | 64.0% |
| Far Red (700 - 780nm) | 0.0% |

BEST FOR HUMAN VISUALIZATION

Inspired by the work of NASA scientists, X5 spectrum delivers the highest level of light within the green band of the PAR spectral range, thus providing the best spectrum option for plant quality assessment.

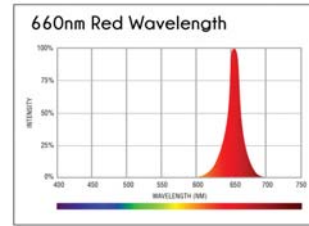


| F6 WAVELENGTH MIX | |
|-----------------------|-------|
| Blue (400 - 499nm) | 49.5% |
| Green (500 - 599nm) | 0.5% |
| Red (600 - 699nm) | 49.9% |
| Far Red (700 - 780nm) | 0.1% |

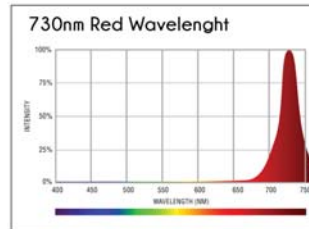
BEST FOR VEGETATIVE GROWTH

F6 spectrum provides an enhancement in the 400 to 499nm region ensuring the fastest vegetative growth results. The increased blue content reduces overall plant height and improves plant appearance and space utilization.

SUPPLEMENTAL LIGHTING



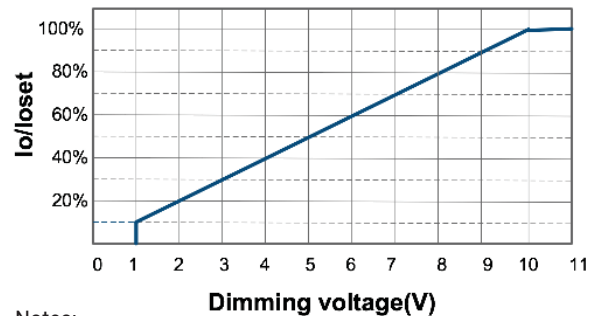
The 660nm wavelength exhibits the highest action on red-absorbing phytochrome regulated germination, flowering and other processes. Most effective for light cycle extension or night interruption to induce flowering of long-day plants or prevent flowering of short-day plants.



Although the 730nm wavelength is outside the photosynthetically active range, but it has the strongest action on the far-red absorbing form of phytochrome and can be used at the end of each light cycle to promote flowering in short-day plants.

DIMMING FUNCTION

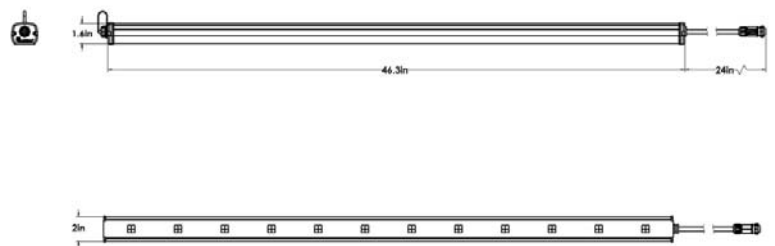
Io/IoSet vs. Dimming voltage



Notes:

- The maximum current draw of the dimming input (DIM+) is 0.15mA. This will determine the total number of dimming wires that can be tied together to one controller.

DIMENSION LINE DRAWINGS



Fixture is designed to fit in 48" modules including all connectors and fittings.

Subject to change without notice. Tolerance ± 10%.