


STRATUS™ HIGH BAY ROUND



conduit, pendant hook, yoke and ceiling mount plate with various power cord options. Pendant mounting kit accessories including chain and aircraft cable are also available (order separately).

Electrical Specifications

Class 1, 700mA LED driver is mounted directly to the back of the fixture. Input voltage options include 120-277VAC, 50/60Hz auto-sensing, 347VAC and 480VAC. Total harmonic distortion is below 20% and driver power factor is 0.90.

LEDs

Aduro™ LEDs incorporate Illumitex's patented, DD65 Digital Distribution™ technology, which delivers 65% of all lumens within the 50° beam angle. Color temperature options include 3000K, 4000K and 5700K CCT. LED packages offer an IP66 ingress protection rating against the intrusion of dust and moisture. Optic material is Acrymid® TT70 PMMI, that is highly heat and chemical resistant and offers excellent transmission and clarity.

Finish

Fixture finish is a high-performance Tiger Drylac® Super Durable powder coating suitable for both interior and exterior applications. The Super Durable finish has excellent UV stability and weather resistance. Standard colors include white, gray, bronze and black. Custom colors are also available (contact factory for details).

Testing and Compliance

- 120,000-hour life to L90 @ 25°C ambient temperature
- 50,000-hour life to L70 @ 40°C ambient temperature
- -35°C to 55°C operating temperature range
- IP66 ingress protection rating option
- ETL/cETL Listed
- RoHS compliant
- DLC listed
- 5-year warranty



FEATURES & SPECIFICATIONS

General Description

The Stratus™ LED high bay is an ideal light fixture choice for applications including warehouses, manufacturing facilities, school gymnasiums, auditoriums, cafeterias, high ceiling retail, airports and other areas with demanding environments. The Stratus™ is available in lumen packages equaling 175W through 400W metal halide at mounting heights ranging from 15 to 65 feet. The Stratus™ high bay incorporates Illumitex's industry-leading and proprietary Aduro™ LEDs, resulting in near-perfect uniformity and exceptional delivered lumens and CBCP values in a sleek, aesthetically pleasing style.

Mechanical Construction

The body of the Stratus™ is constructed of precision CNC-machined, solid aluminum plate. LEDs and wiring are embedded into the fixture body and protected with two-part silicone potting to provide an IP66 rating on the LED side of the fixture (Optional IP66 rating on complete fixture available). Formed and anodized aluminum wiring covers protect wiring connections to driver. Stainless steel hardware is used throughout. The Stratus™ mounting options include rigid

PART NUMBER ORDERING GUIDE

SERIES	BEAM ANGLE	# OF LEDs	COLOR TEMP (CCT)	VOLTAGE	FINISH ²	DIMMING	MOUNTING & POWER FEED	OPTIONS
SHB = Stratus High Bay	50 = 50° Square	12R = 12 LEDs (round) 18R = 18 LEDs (round) 24R = 24 LEDs (round)	BW = 3000K (82 CRI) DW = 4000K (78 CRI) GW = 5700K (72 CRI) X5 = Horticulture ¹	U = 120-277VAC 3 = 347VAC 4 = 480VAC UB = 120-277VAC with Battery Backup 3B = 347VAC with Battery Backup 4B = 480VAC with Battery Backup	BK = Black BZ = Bronze GR = Gray WH = White	N = Non-Dimmable D = Dimmable (0-10VDC) ³	RC = Rigid Conduit Mount ⁴ (no cord/hook) C10 = 10-ft Power Cord ⁵ (includes RC) H10 = Hook with 10' Power Cord ⁵ (includes RC) CMT = Ceiling Mount ⁶ YKM = Yoke Mount ⁷	IP = IP66 Ingress Protection Rating ⁸ S1 = Occupancy Sensor ⁹ MB = Mounting Box for Controls ¹⁰

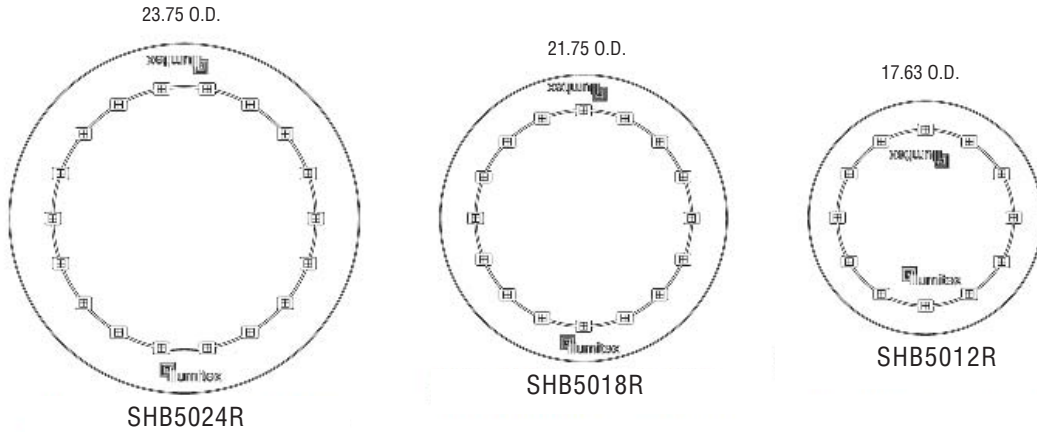
Notes:

- X5 LEDs are used for horticulture and color-enhancement applications; contact factory for details. Not dimmable.
- Colors listed are standard finishes. Custom colors available; contact factory for details.
- Dimming control wire is a 2-ft, 2-conductor cable for YKM option; a 10-ft, 2-conductor cable for C10 and H10 options; and flying leads for RC and CMT options.
- RC rigid conduit mount option has flying leads, no SO cord.

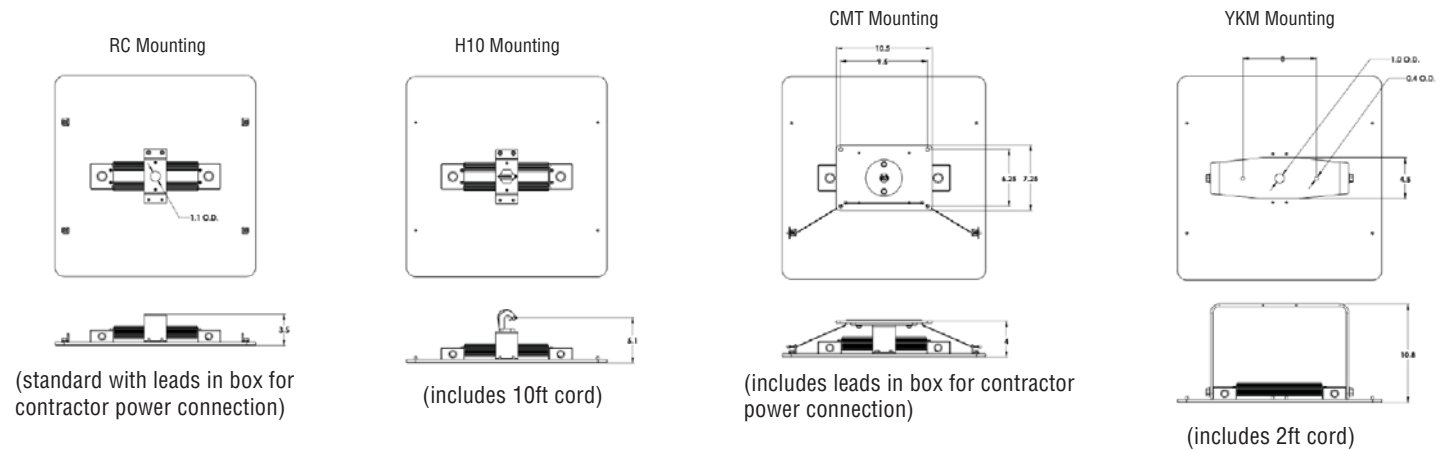
- C10 and H10 mounting options have a 10-ft, 3-conductor SO cord with no plug.
- CMT ceiling mount option installs over 4x4 junction box and has flying leads, no SO cord.
- YKM yoke mount option has a 2-ft, 3-conductor SO cord with no plug.
- IP rating is not available with 347VAC, 480VAC, CMT or S1 options.
- S1 occupancy sensor comes with masking labels for aisle and end-aisle applications.
- Controls by others.

STRATUS™ HIGH BAY ROUND

DIMENSION LINE DRAWINGS



MOUNTING LINE DRAWINGS



LUMINAIRE PERFORMANCE

Series	Input Watts (W)	Lumens (4000°K)	Lumens/Watt (4000°K)	Lumens (5700°K)	Lumens/Watt (5700°K)	Dimensions (in)	Weight (lbs)	Metal Halide Equivalent
SHB5012R	105	9173	87.1	10322	98.0	17.63 OD	11	175W
SHB5018R	158	13767	87.1	15483	98.0	21.75 OD	17	250W
SHB5024R	214	18582	86.8	20998	98.1	23.75 OD	23	400W

ACCESSORIES (Field installed - order separately)

Cat Logic	Description	Cat Logic	Description
ACT-5	5FT Aircraft Cable Hangers (2) with toggle end connectors	ACH-5	5FT Aircraft Cable Hangers (2) with captive hook end connectors
ACT-10	10ft Aircraft Cable Hangers (2) with toggle end connectors	ACH-10	5FT Aircraft Cable Hangers (2) with captive hook end connectors