


# STRATUS™ HIGH BAY NATATORIUMS



## FEATURES & SPECIFICATIONS

### General Description

The Stratus™ LED high bay is an ideal light fixture choice for Natatorium applications. The Stratus™ is available in lumen packages equaling 175W through 1000W metal halide at mounting heights ranging from 15 to 65 feet. The Stratus™ high bay incorporates Illumitex's industry-leading and proprietary Aduro™ LEDs, resulting in near-perfect uniformity and exceptional delivered lumens and CBCP values in a sleek, aesthetically pleasing style. The Stratus™ is available in multiple shapes, sizes and lumen packages to meet differing light level requirements based on the use of the Natatorium. Aduro™ LEDs incorporate Illumitex's patented, DD65 Digital Distribution™ technology, which delivers 65% of all lumens within the 50° beam angle. Color temperature options include 3000K, 4000K and 5700K CCT. LED packages offer an IP66 ingress protection rating against the intrusion of dust and moisture. Optic material is Acrymid® TT70 PMMI, which is highly heat and chemical resistant and offers excellent transmission and clarity. The Stratus™ mounting options include rigid conduit, pendant hook, and yoke and all are provided with a factory sealed IP66 power cord. Pendant mounting kit accessories including chain and aircraft cable are also available (order separately).

### Mechanical Construction

The body of the Stratus™ is constructed of precision CNC-machined, solid aluminum plate. LEDs and wiring are embedded into the fixture body and protected with two-part silicone potting to provide an

IP66 rating for the fixture with IP66 rated line and low voltage feed connections. Formed and anodized aluminum wiring covers protect wiring connections to driver. Stainless steel hardware is used throughout.

### Electrical Specifications

Class 1, IP67 rated fully enclosed and potted 700mA LED drivers are mounted directly to the back of the fixture. Input voltage options include 120-277VAC, 50/60Hz auto-sensing or 277-480VAC auto-sensing. Total harmonic distortion is below 20% and driver power factor is 0.90.

### Leds

The fixture utilizes Illumitex's patented, high-power Surexi™ LED packages. Each LED package consists of 16 individual LED die and is protected against dust particle and water intrusion. Illumitex's patented Digital Distribution™ optical technology ensures that 65% of the light emitted is contained within the 50° beam angle.

### Weight

See chart below

### Finish

Fixture finish is a high-performance Tiger Drylac® Super Durable powder coating suitable for both interior and exterior applications. The Super Durable finish has excellent UV stability and weather resistance. Standard colors include white, gray, bronze and black. Custom colors are also available (contact factory for details).

### Testing and Compliance

- 120,000-hour life to L90 @ 25°C ambient temperature
- 50,000-hour life to L70 @ 40°C ambient temperature
- -35°C to 55°C operating temperature range
- IP66 ingress protection rating suitable for natatoriums environments
- ETL/cETL Listed
- RoHS compliant
- DLC listed
- 5-year warranty



## PART NUMBER ORDERING GUIDE

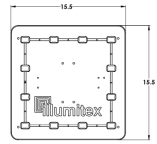
SHB	50							
SERIES	BEAM ANGLE	# OF LEDs	COLOR TEMP (CCT)	VOLTAGE	FINISH	DIMMING	MOUNTING & POWER FEED	OPTIONS
SHB = Stratus High Bay	50 = 50° Square	12 = 12 LEDs (square) 12R = 12 LEDs (round) 18 = 18 LEDs (square) 18R = 18 LEDs (round) 24 = 24 LEDs (square) 24R = 24 LEDs (round) 36 = 36 LEDs (rectangular) 48 = 48 LEDs (rectangular)	BW = 3000K (82 CRI) DW = 4000K (78 CRI) GW = 5700K (72 CRI)	U = 120-277VAC H = 277-480VAC	BK = Black BZ = Bronze GR = Gray WH = White	N = Non-Dimmable D = Dimmable (0-10VDC) <sup>2</sup>	C10 = 10-ft Power Cord <sup>3</sup> H10 = Hook with 10' Power Cord <sup>3</sup> YKM = Yoke Mount <sup>4</sup>	IP = IP66 Ingress Protection Rating

#### Notes:

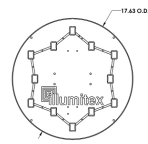
1. Colors listed are standard finishes. Custom colors available; contact factory for details.
2. Dimming control wire is a 2-ft, 2-conductor cable for YKM option; a 10-ft, 2-conductor cable for C10 and H10 options.
3. C10 and H10 mounting options have a 10-ft, 3-conductor SO cord with no plug includes rigidconduit mount bracket.
4. YKM yoke mount option has a 2-ft, 3-conductor SO cord with no plug.

# STRATUS™ HIGH BAY NATATORIUMS

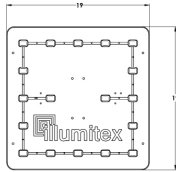
## DIMENSION LINE DRAWINGS



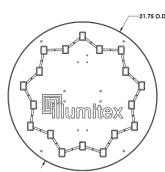
SHB5012



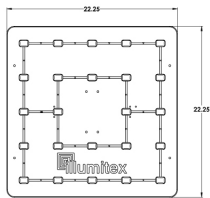
SHB5012R



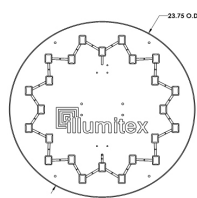
SHB5018



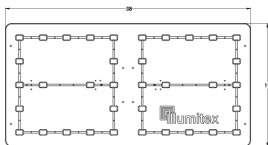
SHB5018R



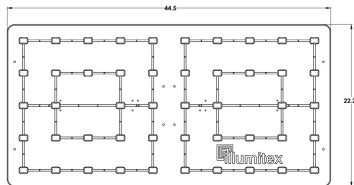
SHB5024



SHB5024R



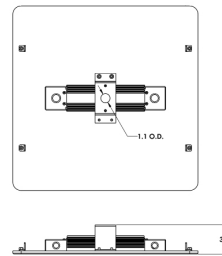
SHB5036



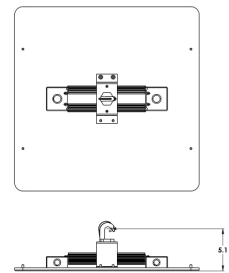
SHB5048

## MOUNTING LINE DRAWINGS

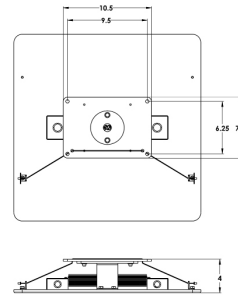
RC Mounting



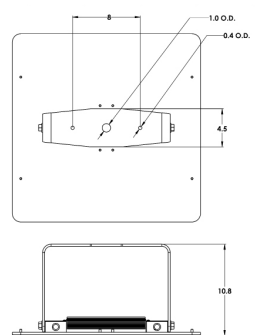
H10 Mounting



CMT Mounting



YKM Mounting



Series	Wattage (W)	Lumens (4000K)	CBCP (4000K)	Lumens (5700K)	CBCP (5700K)	Dimensions (in)	Weight (lbs)	Metal Halide Equivalent
SHB5012	100	6,900	9,000	8,100	10,500	15.5 x 15.5	11	175W
SHB5012R	100	6,900	9,000	8,100	10,500	17.63 OD	11	175W
SHB5018	150	10,400	13,500	12,150	15,750	19 x 19	17	250W
SHB5018R	150	10,400	13,500	12,150	15,750	21.75 OD	17	250W
SHB5024	200	13,800	18,000	16,200	21,000	22.25 x 22.25	23	400W
SHB5024R	200	13,800	18,000	16,200	21,000	23.75 OD	23	400W
SHB5036	300	20,750	27,000	24,300	31,500	19 x 38	34	750W
SHB5048	400	27,600	34,500	32,400	42,000	22.25 x 44.5	46	1000W